

Organometallic Gold(III) Compounds as Catalysts for the Addition of Water and Methanol to Terminal Alkynes

Raquel Casado, María Contel, Mariano Laguna,* Pilar Romero, and Sergio Sanz

Contribution from the Departamento de Química Inorgánica - Instituto de Ciencia de Materiales de Aragón, Universidad de Zaragoza-C.S.I.C., Zaragoza, E-50009, Spain

Received May 9, 2003; E-mail: mlaguna@unizar.es

Abstract: Different inorganic and organometallic gold(III) and gold(I) complexes have been tested in the addition of water and methanol to terminal alkynes. Anionic and neutral organometallic gold(III) compounds can efficiently mediate these reactions in neutral media in refluxing methanol. The compounds are added in catalytic amounts (1.6–4.5 mol % with respect to the alkyne). Thus, compounds of the general formula $Q[AuRCl_3]$, $Q[AuR_2Cl_2]$, $[AuRCl_2]_2$, and $[AuR_2Cl]_2$ ($Q = BzPPh_3^+$, PPN: $N(PPh_3)_2^+$ or $N(Bu)_4^+$; $R = C_6F_5$ or $2,4,6-(CH_3)_3C_6H_2$) seem to behave as Lewis acids in nucleophilic additions to triple bonds. Some intermediates could be detected in the stoichiometric reaction between $[Au(C_6F_5)_2Cl]_2$ and phenylacetylene that was followed by variable temperature 1H , $^{19}F\{^1H\}$, COSY $^{19}F\{^1H\}-^{19}F\{^1H\}$, and $^2H\{^1H\}$ NMR experiments. Compound $[Au(C_6F_5)_2Cl]_2$ is also able to catalyze the hydration of phenylacetylene at room temperature. A plausible mechanism for the hydration reaction has been proposed.

Introduction

The hydration of unactivated alkynes, an abundant hydrocarbon resource, is a safe and environmentally benign route to form C–O bonds. Although the hydration of alkynes can be mediated by acids, it generally requires a large excess of acidic reagent, and only electron-rich acetylene compounds react with high conversions.¹ Transition metals have been used to catalyze this process as well as the analogous reaction in which alcohols are added across the triple bond.² The most extensively employed catalytic systems consist of toxic mercury salts in acidic media,³ but other transition-metal-complex catalysts containing Ru(III),⁴ Rh,⁵ Pd(II),⁶ Pt,⁷ Cu(II),⁸ or Ag (I)⁸ metal centers as well as some Ir–M (M = Pd, Pt) clusters⁹ have been described. These catalytic systems lead to the obtention of

ketones because all known additions of water to alkynes follow Markovnikov's rule. More recently, Ru(II) complexes, in the presence of appropriate auxiliary phosphane ligands, have efficiently catalyzed the anti-Markovnikov addition of water to terminal alkynes, yielding mainly aldehydes.¹⁰ The use of gold compounds in homogeneous catalyzed organic reactions has been undervalued for many years due to the preconceived opinion that gold is an expensive and extremely chemically inert metal. However, recent reports have changed this assessment, and gold salts in small amounts are known to display high catalytic activity.¹¹ Gold(III) acids or salts such as $HAuCl_4$, $HAuCl_4/AgNO_3$, $Na[AuCl_4]$, anhydrous $AuCl_3$, and Au_2O_3 or gold(I) complexes such as $[AuCl(PPh_3)_2]$, $[Au(PPh_3)(NO_3)]$, $[Au(Me)(PPh_3)]$, $[AuCl(PPh_3)_2]$, $[AuCl(dcppe)_2]$ (dcppe = ethane-1,2-diylbis(dicyclohexylphosphane)), $[Au(PPh_3)_2S]$, and gold(I) compounds with chiral ferrocenylphosphine ligands have behaved as good catalysts for different organic reactions. Thus, asymmetric aldol reactions,¹² diboration of vinylarenes,¹³ dehydrogenative dimerizations of trialkylstannanes,¹⁴ carbonylation of olefins¹⁵ and amines,^{16,17} C–C and C–O bond couplings,^{18–23}

- (1) (a) Schroebe, A. *Chem. Ber.* **1875**, *8*, 367. (b) Baeyer, A. *Ber.* **1882**, *15*, 2705. (c) Perkin, W. H., Jr. *J. Chem. Soc.* **1884**, *45*, 170. (d) Izumi, Y. *Catal. Today* **1997**, *33*, 371. (e) Kozhevnikov, I. V. *Chem. Rev.* **1998**, *98*, 171. (f) Tsuchimoto, T.; Joya, T.; Shirakawa, E.; Kawakami, Y. *Synlett* **2000**, *12*, 1777.
- (2) Utimoto, K. *Pure Appl. Chem.* **1983**, *55*, 1845.
- (3) (a) Budde, W. L.; Dessy, R. E. *J. Am. Chem. Soc.* **1963**, *85*, 3964. (b) Storck, G.; Borch, R. *J. Am. Chem. Soc.* **1964**, *86*, 935. (c) Uemura, S.; Miyoshi, H.; Okano, M. *J. Chem. Soc., Perkin Trans. I* **1980**, 1098. (d) Wasacz, J. P.; Badding, V. G. *J. Chem. Educ.* **1982**, *59*, 694. (e) Larock, R. C.; Leong, W. W. In *Comprehensive Organic Synthesis*; Trost, B. M., Fleming, I., Semmelhock, M. F., Eds.; Pergamon Press: Oxford, 1994; Vol. 4, p 269. (f) March, J. *Advanced Organic Chemistry*, 4th ed.; Wiley Interscience: New York, 1992; pp 762–763.
- (4) (a) Harpern, J.; James, B. R.; Kemp, A. L. W. *J. Am. Chem. Soc.* **1961**, *83*, 4097. (b) Harpern, J.; James, B. R.; Kemp, A. L. W. *J. Am. Chem. Soc.* **1966**, *88*, 5142. (c) Khan, M. M. T.; Halligudi, S. B.; Shukla, S. *J. Mol. Catal.* **1990**, *58*, 299.
- (5) (a) James, B. R.; Rempel, G. L. *J. Am. Chem. Soc.* **1969**, *91*, 863. (b) Blum, J.; Hummer, H.; Alper, H. *J. Mol. Catal.* **1992**, *75*, 153.
- (6) (a) Kataoka, Y.; Matsumoto, O.; Ohashi, M.; Yamagata, T.; Tani, K. *Chem. Lett.* **1994**, 1283. (b) Kadota, I.; Lutete, L. M.; Shibuya, A.; Yamamoto, Y. *Tetrahedron Lett.* **2001**, *42*, 6207.
- (7) (a) Hiscox, W.; Jennings, P. W. *Organometallics* **1990**, *9*, 1997. (b) Baidosi, W.; Lahav, M.; Blum, J. *J. Org. Chem.* **1997**, *62*, 669. (c) Francisco, L. W.; Moreno, D. A.; Atwood, J. D. *Organometallics* **2001**, *20*, 4237.
- (8) Meier, I. K.; Marsella, J. A. *J. Mol. Catal.* **1993**, *78*, 31.

- (9) (a) Masui, D.; Ishii, Y.; Hidai, M. *Chem. Lett.* **1998**, 717. (b) Masui, D.; Kochi, T.; Tang, Z.; Ishii, Y.; Mizobe, Y.; Hidai, M. *J. Organomet. Chem.* **2001**, *620*, 69.
- (10) (a) Tokunaga, M.; Wakatsuki, Y. *Angew. Chem., Int. Ed.* **1998**, *37*, 2867. (b) Suzuki, T.; Tokunaga, M.; Wakatsuki, Y. *Org. Lett.* **2001**, *3*, 735. (c) Alvarez, P.; Bassetti, M.; Gimeno, J.; Mancini, G. *Tetrahedron Lett.* **2001**, *42*, 8467.
- (11) Dyker, G. *Angew. Chem., Int. Ed.* **2000**, *39*, 4237.
- (12) (a) Ito, Y.; Sawamura, M.; Hayashi, T. *J. Am. Chem. Soc.* **1986**, *108*, 6405. (b) Hayashi, T.; Sawamura, M.; Ito, Y. *Tetrahedron* **1992**, *48*, 1999. (c) Togni, A.; Pastor, S. D. *J. Org. Chem.* **1990**, *55*, 1649. (d) Togni, A.; Pastor, S. D. *Chirality* **1991**, *3*, 331. (e) Hughes, P. F.; Smith, S. H.; Olson, J. T. *J. Org. Chem.* **1994**, *59*, 5799.
- (13) Baker, R. T.; Nguyen, P.; Marder, T. B.; Westcott, S. A. *Angew. Chem., Int. Ed. Engl.* **1995**, *34*, 1336.
- (14) Ito, H.; Yajima, T.; Tateiwa, J.; Hosomi, A. *Tetrahedron Lett.* **1999**, *40*, 7807.
- (15) Xu, Q.; Imamura, Y.; Fujiwara, M.; Souma, Y. *J. Org. Chem.* **1997**, *62*, 1594.

oxidation of sulfides,²⁴ or, more recently, the selective oxidation of thioethers²⁵ can be catalyzed or mediated by gold(III) or gold(I) compounds. Gold has been an effective catalyst in the addition of nucleophiles to triple bonds.^{26–30} In 1991, Utimoto et al. described that Na[AuCl₄] (2 mol %) could catalyze the addition of water and methanol to terminal and internal alkynes in neutral media.²⁶ However, the process was not regioselective for nonsymmetric internal alkynes. In 1998, Teles and co-workers reported the addition of methanol to alkynes catalyzed by Au(I) species in conjunction with acidic cocatalysts.²⁹ More recently, Tanaka et al. have described that Au(I)-acid systems in aqueous methanol serve as useful catalysts which promote the hydration of alkynes and have high turnover frequencies.³⁰ Nevertheless, the authors did not isolate or identify possible metallic intermediates in these reactions.

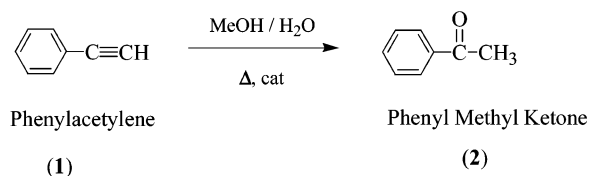
We decided to test the catalytic activity of gold(III) organometallic complexes in the addition of water and alcohols to alkynes in neutral media as the incorporation of organic fragments to the gold(III) centers may help to stabilize and to identify possible intermediates by spectroscopic methods. We initiated our studies with gold(III) anionic compounds bearing one or two pentafluorophenyl (C₆F₅) or mesityl (2,4,6-(CH₃)₃C₆H₂) radicals that had been previously described by us.^{31,32} Some of the complexes displayed catalytic activity, and we tested neutral gold(III) inorganic and organometallic compounds as well as gold(I) and gold(II) compounds in the absence of acidic cocatalysts. Some gold(III) and gold(I) organometallic complexes were tested in conjunction with acids. Here, we report the results of these studies as well the identification of some gold(III) intermediates in the stoichiometric additions of phenylacetylene to neutral gold(III) organometallic complexes.

Results and Discussion

1. Hydration of Phenylacetylene. 1.1. Hydration with Gold(III) Complexes.

The hydration of phenylacetylene (**1**) in refluxing aqueous methanol has already been described by Utimoto et al. with the gold(III) salt Na[AuCl₄] (2 mol %, 1 h). The resulting product (Scheme 1) is the phenyl methyl ketone

Scheme 1



(**2**) in 91% yield. More recently, Tanaka and co-workers have achieved the hydration of **1** to give **2** in 98% yield by using the gold(I) catalytic system [AuMe(PPh₃)] (0.2 mol %):H₂SO₄ (50 mol %) in aqueous methanol at 70 °C (1 h).³⁰ We wanted to test the catalytic activity of inorganic and organometallic gold(III) compounds in neutral media due to the fact that it has been reported that acids, such as triflic acid, are able to catalyze the hydration of terminal alkynes.^{1f}

In our studies, the amount of gold compound used was generally 2 mol % (with respect to the alkyne), and the reaction was carried out in refluxing methanol over 1 h 30 min. Utimoto and co-workers reported that the pH of Na[AuCl₄] in aqueous methanol was slightly acidic (around 5), implying somehow that it was an acid-based catalysis.^{26a} However, there was preliminary evidence that one of the plausible reaction pathways may be the cleavage of a Au–Cl bond and subsequent coordination of the alkyne as the first step.^{26b}

All of the catalytic results are shown in Tables 1 and 2. We studied the hydration of **1** in neutral media (Table 1) and in conjunction with acids (Table 2). The gold(III) compounds chosen were inorganic neutral compounds and anionic and neutral organometallic complexes in which one or more chloride ligands have been replaced by organic groups. Thus, inorganic neutral gold(III) derivatives such as [AuCl₃(tht)]³³ and [AuCl₃(PPh₃)] do not give conversion of **1** to **2** or the conversion is very poor (11%).³⁴ However, anionic organometallic gold(III) complexes of the type Q[AuRCl₃] (Q = BzPPh₃ (benzyl triphenyl phosphonium), R = mes^{31a} or C₆F₅^{32a}) as well as neutral [AuRCl₂]₂ compounds in which a chloride has been replaced by an organic mononegative radical behave as good catalysts (Table 1). We chose the mesityl (2,4,6-(CH₃)₃C₆H₂) and pentafluorophenyl (C₆F₅) radicals for two main reasons: (a) their electronic and steric properties are quite different (resembling the electronic properties of the C₆F₅ group as compared to those of a chloride ligand); and (b) our research group has prepared a large variety of gold(I), gold(III), and even gold(II) complexes with these radicals.

Gold(III) organometallic compounds that behave as good catalysts or that we use in subsequent stoichiometric reactions have been numbered in the tables and throughout the text. Neutral complexes were prepared in situ by reaction with silver salts (Scheme 2 and Experimental Section) and loaded in a 4.5 mol % ratio.

Whereas the compound with one mesityl group (**4**) is not catalytically active (entry 2), the compound with a pentafluorophenyl radical (**8**) gives 100% yield in the above-mentioned reaction conditions (entry 4). The reaction is sensitive to the amount of catalyst used (entries 1 and 2).

- (16) Shi, F.; Deng, Y.; Yang, H.; Sima, T. *Chem. Commun.* **2001**, 345.
 (17) Shi, F.; Deng, Y. *Chem. Commun.* **2001**, 443.
 (18) Hashmi, A. S. K.; Schwarz, L.; Choi, J.-H.; Frost, T. M. *Angew. Chem., Int. Ed.* **2000**, *39*, 2285.
 (19) Hashmi, A. S. K.; Frost, T. M.; Bats, J. W. *J. Am. Chem. Soc.* **2000**, *122*, 1554.
 (20) Hoffmann-Röder, A.; Krause, N. *Org. Lett.* **2001**, *3*, 2537.
 (21) Hashmi, A. S. K.; Frost, T. M.; Bats, J. W. *Org. Lett.* **2001**, *3*, 3769.
 (22) Hashmi, A. S. K.; Frost, T. M.; Bats, J. W. *Catal. Today* **2002**, *72*, 19.
 (23) Asao, N.; Takahashi, K.; Lee, S.; Kasahara, T.; Yamamoto, Y. *J. Am. Chem. Soc.* **2002**, *124*, 12650.
 (24) Gasparini, F.; Giovannoli, M.; Misiti, D.; Natile, G.; Palmieri, G. *Tetrahedron* **1983**, *39*, 3184.
 (25) Boring, E.; Geletii, Y. V.; Hill, C. L. *J. Am. Chem. Soc.* **2001**, *123*, 1625.
 (26) (a) Fukuda, Y.; Utimoto, K. *J. Org. Chem.* **1991**, *56*, 3729. (b) Norman, R. O. C.; Parr, W. J. E.; Thomas, C. B. *J. Chem. Soc., Perkin Trans.* **1976**, 1983.
 (27) Fukuda, Y.; Utimoto, K. *Bull. Chem. Soc. Jpn.* **1991**, *64*, 2013.
 (28) Fukuda, Y.; Utimoto, K. *Synthesis* **1991**, 975.
 (29) (a) Teles, J. H.; Schulz, M. (BASF AG), WO-A1 9721648, 1997; *Chem. Abstr.* **1997**, *127*, 121499. (b) Teles, J. H.; Brode, S.; Chabanas, M. *Angew. Chem., Int. Ed.* **1998**, *37*, 1415.
 (30) Mizushima, E.; Sato, K.; Hayashi, T.; Tanaka, M. *Angew. Chem., Int. Ed.* **2002**, *41*, 4563.
 (31) (a) Contel, M.; Jiménez, J.; Jones, P. G.; Laguna, A.; Laguna, M. *J. Chem. Soc., Dalton Trans.* **1994**, 2515. (b) Contel, M.; Edwards, A. J.; Garrido, J.; Hursthouse, M. B.; Laguna, M.; Terroba, R. *J. Organomet. Chem.* **2000**, *697*, 129.
 (32) The synthesis of BzPPh₃[Au(C₆F₅)Cl₃] is carried out by oxidative addition of PhCl₂I to BzPPh₃[Au(C₆F₅)Cl] in a way similar to that for the obtention of BzPPh₃[Au(mes)Cl₃].^{31a}

(33) (a) [AuCl₃(tht)] obtained by reaction of [AuCl(tht)]^{33b} and PhCl₂I (1:1 molar ratio). (b) Usón, R.; Laguna, A.; Vicente, J. *J. Organomet. Chem.* **1977**, *131*, 471.

(34) [AuCl₃(PPh₃)] obtained by reaction of [AuCl(PPh₃)]⁴⁵ and PhCl₂I (1:1 molar ratio).

Table 1. Hydration of Phenylacetylene (**1**) with Organometallic Gold(III) Compounds

entry	catalyst	cat. loading (mol %)	time	conversion ^a (%)	isolated yield ^b (%)
1	BzPPh ₃ [Au(mes)Cl ₃] (3)	1	1 h 30 min	3 ^c	
2	BzPPh₃[Au(mes)Cl₃] (3)	2	1 h 30 min	100	81
3	[“Au(mes)Cl ₂ ”] (4)	4.5	1 h 30 min	2 ^c	
4	BzPPh₃[Au(C₆F₅)Cl₃] (7)	2	1 h 30 min	72^c	70
5	[“Au(C ₆ F ₅)Cl ₂ ”] (8)	4.5	1 h 30 min	100	98
6	[Au(C ₆ F ₅)Cl ₂ (tht)]	2	1 h 30 min	0 ^c	
7	<i>cis</i> -PPN[Au(mes) ₂ Cl ₂] (5)	2	1 h 30 min	11 ^c	
8	<i>cis</i> -[Au(mes) ₂ Cl ₂] (6)	4.5	1 h 30 min	33 ^c	
9	<i>trans</i> -NBu ₄ [Au(C ₆ F ₅) ₂ Cl ₂] (9a)	1.6	1 h 30 min	100	98
10	[“Au(C ₆ F ₅) ₂ Cl”] (10)	4.5	1 h 30 min	100	98
11	<i>trans</i> -NBu ₄ [Au(C ₆ F ₅) ₂ Br ₂] (9b)	1.6	3 h 30 min	94 ^c	83
12	<i>trans</i> -NBu ₄ [Au(C ₆ F ₅) ₂ Br ₂] (9b)	2.5	4 h	96	90

^a Conversion to phenyl methyl ketone (**2**) determined by GCMS. ^b Isolated compound (see Experimental Section) characterized by ¹H NMR. ^c Starting material was recovered.

Table 2. Hydration of Phenylacetylene (**1**) with Au(III) or Au(I) Compounds in the Presence of Acid (1:10 Molar Ratio) or Silver Salts (1:1 Molar Ratio)

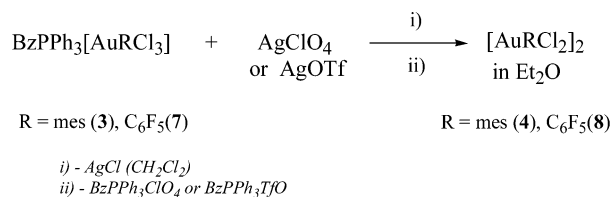
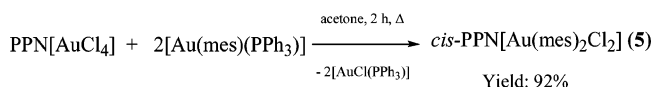
entry	catalyst	acid or silver salt	cat. loading (mol %)	time	conversion ^a (%)
1	BzPPh ₃ [Au(mes)Cl ₃] (3)	HSO ₃ CF ₃	0.5	1 h 30 min	23 ^b
2	BzPPh ₃ [Au(C ₆ F ₅)Cl ₃] (7)	H ₂ SO ₄	0.5	1 h 30 min	17 ^b
3	BzPPh ₃ [Au(C ₆ F ₅)Cl ₃] (7)	HSO ₃ CF ₃	0.5	1 h 30 min	45 ^b
4	<i>t</i> -NBu ₄ [Au(C ₆ F ₅) ₂ Cl ₂] (9a)	H ₂ SO ₄	0.5	1 h 30 min	100
5	<i>t</i> -NBu ₄ [Au(C ₆ F ₅) ₂ Cl ₂] (9a)	HSO ₃ CF ₃	0.5	1 h 30 min	75 ^b
6	BzPPh ₃ [Au(mes)Cl ₃] (3)	H ₂ SO ₄	0.5	1 h 30 min	0 ^b
7	[Au(Me)PPh ₃] (11)	H ₂ SO ₄	1	1 h 30 min	100
8	[Au(Me)PPh ₃] (11)	H ₂ SO ₄	0.5	1 h 30 min	100
9	[Au(Me)PPh ₃] (11)	H ₂ SO ₄	0.1	1 h 30 min	0 ^b
10	[Au(Me)PPh ₃] (11)	HSO ₃ CF ₃	0.5	1 h 30 min	100
11	[Au(Me)PPh ₃] (11)	HSO ₃ CF ₃	0.1	1 h 30 min	15 ^b
12	[AuClPPH ₃]	AgOSO ₂ CF ₃	1	1 h 30 min	16 ^b

^a Conversion to phenyl methyl ketone (**2**) determined by GCMS. ^b Starting material was recovered.

The compound [Au(C₆F₅)Cl₂(tht)],³⁵ that can be obtained as a solid, does not catalyze the hydration of **1** (Table 1, entry 6). This is similar to what we observed (no conversion at all) with the inorganic compound [AuCl₃(tht)].

Anionic and neutral organometallic compounds with two mesityl or pentafluorophenyl groups such as Q[AuR₂Cl₂] or [AuR₂Cl]₂ were also studied. We have recently described the compound *cis*-PPN[Au(mes)₂Cl₂] (**5**),^{31b} and it is obtained via organomercurial transmetalation. Here, we present an alternative synthesis of **5** via a less toxic way. The reaction involves a transmetalation from a mesityl gold(I) compound to PPN[AuCl₄] in a way similar to the transmetalation of [Au(η¹-CNN)(PPh₃)] (NCN = [2,6-(CH₂-NMe₂)₂-C₆H₃]) to Au(III), Ni(II), Pd(II), Pt(II), Ti(IV), and Fe(III) metallic centers that has been recently reported by one of us.³⁷ We obtain pure **5** in 92% yield (in refluxing acetone for 2 h) and [AuCl(PPh₃)], that can be reutilized, as a subproduct from the reaction (Scheme 3, Experimental Section).

However, **5** and its neutral derivative [Au(mes)₂Cl]₂ **6** (whose dimeric structure has been confirmed by X-ray analysis)^{31b} do not catalyze the hydration of **1** or achieve poor conversions, even in quantities of 3 mol % or after 4 h (Table 1, entries 7 and 8). Similarly, cationic or neutral derivatives of **5** (previously described)^{31b} such as *cis*-[Au(mes)₂{P(tol)₃}Cl], *cis*-[Au(mes)₂-{AsPh₃}Cl], or *cis*-[Au(mes)₂(bipy)]ClO₄ do not catalyze the

Scheme 2**Scheme 3**

reaction of hydration at all. Nevertheless, anionic compounds with two pentafluorophenyl groups such as *trans*-NBu₄[Au(C₆F₅)₂X₂] (X = Cl (**9a**) or Br (**9b**))³⁸ are able to give the ketone product **2** in high yields. In the case of **9a**, the total conversion is achieved with 1.6 mol % of catalyst. The influence of the different catalytic activity observed for compounds *trans*-NBu₄[Au(C₆F₅)₂X₂] (X = Cl (**9a**), Br (**9b**), I (**9c**))³⁸ can be related to the electronegativity for the different halides as well as the strength of Au–X bonds. The hydration reaction of **1** does not take place when X = I (**9c**) under standard reaction conditions.

Neutral [Au(C₆F₅)₂Cl]₂ (**10**)³⁹ is prepared from **9a**, and that can be isolated as a solid (Scheme 4). In situ generated **10** can be used successfully for catalytic purposes (catalyst loading 4.5 mol %, entry 10).

(35) Usón, R.; Laguna, A.; Bergareche, B. *J. Organomet. Chem.* **1980**, *184*, 411.

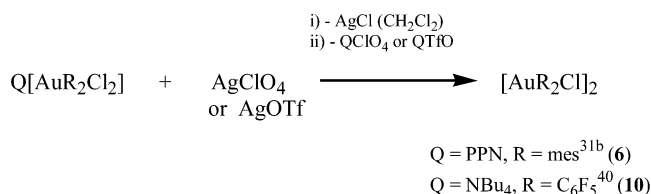
(36) (a) PPN[AuCl₄] is obtained by oxidative addition of PhCl₂I to PPN-[AuCl₂]^{36b} (1:1 molar ratio). (b) Braunstein, P.; Clark, R. J. H. *J. Chem. Soc., Dalton Trans.* **1973**, 1845.

(37) Contel, M.; Stol, M.; Casado, M. A.; van Klink, G. P. M.; Ellis, D. D.; Spek, A. L.; van Koten, G. *Organometallics* **2002**, *21*, 4556.

(38) Usón, R.; Laguna, A.; García, J.; Laguna, M. *Inorg. Chim. Acta* **1979**, *37*, 201.

(39) [Au(C₆F₅)₂Cl] is obtained by reaction of *trans*-NBu₄[Au(C₆F₅)₂Cl₂] and 1 equiv of AgClO₄ or AgTfO.

Scheme 4



In situ generated cationic complexes of the type [Au(C₆F₅)₂S*₂]X (X = ClO₄, TfO; S* = solvent molecule)⁴⁰ without chloride ligands showed a lower catalytic activity (32% and 25%, respectively) than that found for **10**. Neutral compounds with two C₆F₅ groups and without halide ligands such as *cis*- and *trans*-[Au(C₆F₅)₂(CH₂PPh₃)₂]⁴¹ or the complex [Au(C₆F₅)₃(tht)]⁴² do not catalyze the hydration of phenylacetylene.

In the cases where there is partial or total conversion to **2**, metallic gold is formed after the hydration reaction has taken place. After these preliminary tests, we can conclude the following: (a) Anionic organometallic compounds with one organic radical of the type BzPPh₃[AuRCl₃] (R = mes (**3**), C₆F₅ (**7**)) are efficient catalysts in the hydration of phenylacetylene **1** in neutral media under standard reaction conditions (with a catalytic activity similar to that observed for Na[AuCl₄]^{26a}). The neutral derivative [Au(C₆F₅)Cl₂] (**8**) also behaves as an efficient catalyst, whereas the analogous complex with one mesityl group (**4**) does not. (b) Only compounds with two pentafluorophenyl radicals (such as *trans*-NBu₄[Au(C₆F₅)₂X₂] (X = Cl (**9a**), Br (**9b**)) or [Au(C₆F₅)₂Cl]₂ (**10**)) are efficient catalysts. Complexes with two mesityl groups do not catalyze the hydration under the same reaction conditions. (c) The presence of at least one chloride ligand coordinated to the gold(III) center seems necessary for the reaction to proceed. Complexes with three C₆F₅ groups such as [Au(C₆F₅)₃(tht)] or neutral or cationic compounds with two C₆F₅ radicals (like *cis*- or *trans*-[Au(C₆F₅)₂(CH₂PPh₃)₂] or [Au(C₆F₅)₂S*₂]X) do not catalyze the reactions, or they catalyze them poorly. (d) The presence of coordinating ligands (even weakly coordinating ligands) inhibits the catalytic process with the gold(III) compounds (see the results with [AuCl₃(tht)], [Au(C₆F₅)Cl₂(tht)], *cis*-[Au(mes)₂CIL] (L = phosphine or arsine), or *cis*-[Au(mes)₂(bipy)]ClO₄) unless stable [AuL]⁺ fragments are formed.

It also seems evident that the organometallic gold(III) complexes that behave as good hydration catalysts do not simply decompose to gold(I) active catalytic species. We believe that “AuCl₃”, “AuRCl₂”, or “AuR₂Cl” (R = C₆F₅) may be the active catalytic species. As we will describe later on, stoichiometric reactions between [Au(C₆F₅)Cl₂] or [Au(C₆F₅)₂Cl]₂ and phenylacetylene **1** may support this assumption. From these preliminary results, we observe a different behavior between complexes with the pentafluorophenyl and those containing the mesityl group. The behavior of organometallic complexes with one or two C₆F₅ groups resembles closely the behavior of the Na[AuCl₄] salt. Moreover, it seems that a Au(III)–C₆F₅ bond can behave similarly to a Au(III)–Cl bond.

We performed the hydration reaction with selected organometallic gold(III) compounds **3**, **7**, and **9a** in conjunction with acids. The addition of H₂SO₄ (in a molar ratio of 1:10, gold: H₂SO₄) does not affect the hydration reaction in the case of BzPPh₃[Au(mes)Cl₃] (**3**) or not much in the case of BzPPh₃-[Au(C₆F₅)Cl₃] (**7**) (Table 2, entries 1 and 2), but it helps the amount of catalyst to be decreased to 0.5 mol % to give total conversion in the case of *trans*-NBu₄[Au(C₆F₅)₂Cl₂] (**9a**) (entry 3). The addition of HSO₃CF₃ seems to improve a little the catalytic activity of **3** and **7** (entries 4 and 5). Again, the behavior of organometallic complexes containing mesityl or pentafluorophenyl ligands is different, pointing out perhaps the different reaction pathways.

1.2. Hydration with Gold(I) Complexes. The high catalytic activity displayed by the system [Au(Me)(L)]:acid (in a 1:10 molar ratio, L = phosphine, phosphite, or arsine ligand) or [AuCl(PPh₃):silver salt, when water and MeOH were added to alkynes, has been described by Teles²⁹ and Tanaka.³⁰

We studied the catalytic activity of inorganic and organometallic gold(I) compounds in neutral media (and under standard reaction conditions) for the hydration of phenylacetylene **1**. The complexes tested were anionic organometallic compounds with one or two organic radicals (such as PPN[Au(mes)Cl]^{31a} or NBu₄[Au(C₆F₅)₂]⁴³) or neutral inorganic and organometallic complexes with the triphenylphosphine ligand (such as [AuCl(PPh₃)]⁴⁴ or [AuR(PPh₃)], R = C₆F₅,⁴⁵ mes,^{31a} Me⁴⁷). Under the standard reaction conditions (2 mol % of catalyst, 1.5 h in refluxing MeOH), these compounds either do not catalyze the hydration at all or do so very poorly (20% of conversion for [AuCl(PPh₃)]). This also gives evidence for the hypothesis that gold(III) compounds in neutral media do not catalyze the reactions because they decompose to gold(I) complexes. Compounds that could form supposedly catalytically active [Au(PPh₃)]⁺ species easily under the reaction conditions such as [O{Au(PPh₃)₃}(BF₄)⁴⁷ or [Au(PPh₃)₂]ClO₄ were also studied.⁴⁸ However, only with [O{Au(PPh₃)₃}(BF₄)] a conversion of 55% obtained. That perhaps may imply that the acidic cocatalyst is not only necessary to form [Au(PPh₃)]⁺ fragments but it also could help to prevent the reduction from Au(I) to Au(0) and the decomposition of the catalyst.

The influence of acids as cocatalysts in the hydration of **1** was studied (Table 2). We found that, for [AuMe(PPh₃)] (**11**) and acid (H₂SO₄ or HSO₃CF₃) in a 1:10 molar ratio, at least 0.5 mol % of the gold compound (5 mol % of acid with respect to the alkyne) was necessary for the hydration of phenylacetylene (**1**) to take place (Table 2, entries 7–12).

To test the catalytic activity of [Au(PPh₃)]⁺ species in neutral media (that were formed according to Teles et al. by addition of acids such as HSO₃CH₃, H₂SO₄, or HBF₄ to [AuMe(PPh₃)] (**11**)),²⁹ we prepared them in situ by reaction of 1 mol % of [AuCl(PPh₃)] and AgOSO₂CF₃ (in a 1:1 molar ratio). However, the conversion of **1** to **2** was only 16% (entry 12). This could also support the hypothesis that the acid helps the hydration reaction not only due to the protonation of the [AuMeL] species.

(43) Coates, G.; Parkin, C. J. *Chem. Soc.* **1962**, 3220.

(44) Usón, R.; Laguna, A.; Vicente, J. J. *Organomet. Chem.* **1977**, *131*, 471.

(45) Usón, R.; Laguna, A. *Organomet. Synth.* **1985**, *3*, 325.

(46) Usón, R.; Laguna, A.; Laguna, M.; Colera, I.; De Jesús, E. J. *Organomet. Chem.* **1984**, *263*, 121.

(47) Bruce, M. I.; Low, P. J.; Skelton, B. W.; White, A. H. *J. Chem. Soc., Dalton Trans.* **1993**, 3145.

(48) Laguna, A.; Laguna, M.; Jiménez, J.; Lahoz, F. J.; Olmos, E. *J. Organomet. Chem.* **1992**, *435*, 235.

(40) [Au(C₆F₅)₂S*₂]X is obtained by reaction of *trans*-NBu₄[Au(C₆F₅)₂Cl₂] and 2 equiv of AgClO₄ or AgTfO in diethyl ether.

(41) Usón, R.; Laguna, A.; Laguna, M.; Usón, A.; Gimeno, M. C. *J. Chem. Soc., Dalton Trans.* **1988**, 701.

(42) Usón, R.; Laguna, A.; Laguna, M.; Fernández, E. J.; Jones, P. G.; Sheldrick, G. M. *J. Chem. Soc., Dalton Trans.* **1983**, 1971.

Scheme 5

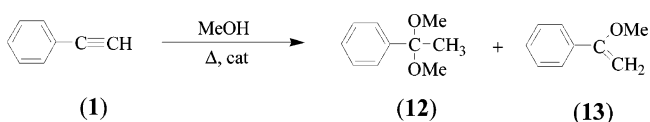
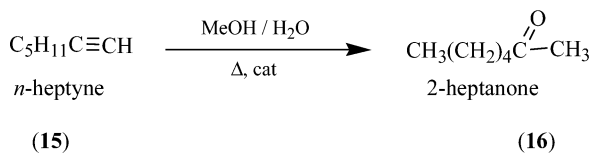


Table 3. Addition of Anhydrous Methanol to Phenylacetylene (1) with Organometallic Gold(III) Compounds

entry	catalyst	cat. loading (mol %)	time	conversion ^a (%)	isolated yield ^b (%)
1	BzPPh ₃ [Au(mes)Cl ₃] (3)	3	1 h 30 min	26 (12) 64 (13)	
2	BzPPh ₃ [Au(C ₆ F ₅)Cl ₃] (7)	3	1 h 30 min	45 (12) 55 (13)	
3	<i>t</i> -NBu ₄ [Au(C ₆ F ₅) ₂ Cl ₂] (9a)	2.5	1 h 30 min	100 (12)	98

^a Conversion to products determined by GCMS. ^b Isolated **12** (see Experimental Section) characterized by ¹H NMR.

Scheme 6



2. Addition of MeOH to Phenylacetylene. The addition of MeOH to phenylacetylene (**1**) gave two compounds with the catalytic system [AuMe(PPh₃)]:HSO₃CH₃ (molar ratio 1:10).²⁹ The enol ether (**13**) and the acetal (**12**) that are shown in Scheme 5 were obtained in a ratio of 1:2, respectively.

We tested the most representative organometallic gold(III) catalysts that had been efficient catalysts for the hydration of **1** (**3**, **7**, and **9a**). The results are collected in Table 3. To achieve a total conversion of **1** to the addition products, the catalyst loading had to be of 3 mol % in the case of anionic complexes with one organic radical (BzPPh₃[AuRCl₃], R = mes (**3**), C₆F₅ (**7**)) and 2.5 mol % in the case of *trans*-NBu₄[Au(C₆F₅)₂Cl₂] (**9a**). The enol ether **13** was obtained as the major product for **3**, whereas it was almost obtained in a 1:1 ratio for **7** (Table 3, entries 1 and 2). However, the selectivity improved when we used **9a** as catalyst, and the acetal **12** was obtained as the only product of the addition reaction (entry 3). In the case of Na[AuCl₄], only **12** was obtained.^{26a} We know that under workup conditions, **13** is converted into the ketone **2**, and thus a mixture of **12** and **2** is identified by ¹H NMR.

3. Hydration and Addition of MeOH to *n*-Heptyne. The catalytic activity of these organometallic gold(III) compounds with a terminal aliphatic-chain alkyne was tested. The alkyne of choice was *n*-heptyne (**15**), and its hydration product (Scheme 6) was 2-heptanone (**16**). In Table 4, we collect the hydration results for anionic organometallic gold(III) compounds such as **3**, **7**, and **9a** or neutral compounds such as **4**, **8**, and **10**. The results are almost identical to those obtained for the hydration of phenylacetylene (**1**) with the exception of compound BzPPh₃[Au(mes)Cl₃] (**3**) that catalyzes the hydration of *n*-heptyne (**15**), entry 1, but does so more poorly than it catalyzes the hydration of alkyne **1** (2 mol %), Table 1 (entry 2). Complexes with either one or two pentafluorophenyl groups (anionic or neutral) are able to give the hydration of **15** to **16** under the standard reaction conditions (Table 4, entries 3–6).

Again, the addition of acids such as H₂SO₄ or HSO₃CF₃ (10 mol % with respect to the alkyne) improves the hydration

Table 4. Hydration of *n*-Heptyne (**15**) with Organometallic Gold(III) Compounds

entry	catalyst	cat. loading (mol %)	time	conversion ^a (%)	isolated yield ^b (%)
1	BzPPh ₃ [Au(mes)Cl ₃] (3)	2	1 h 30 min	8	
2	[Au(mes)Cl ₂] ₂ (4)	4.5	1 h 30 min	0 ^c	
3	BzPPh ₃ [Au(C ₆ F ₅)Cl ₃] (7)	2	1 h 30 min	100	87
4	[Au(C ₆ F ₅)Cl ₂] ₂ (8)	4.5	1 h 30 min	100	85
5	<i>t</i> -NBu ₄ [Au(C ₆ F ₅) ₂ Cl ₂] (9a)	2	1 h 30 min	100	90
6	[Au(C ₆ F ₅) ₂ Cl ₂] (10)	4.5	1 h 30 min	100	90
7	BzPPh ₃ [Au(mes)Cl ₃] (3)/ 10 equiv of H ₂ SO ₄	1	1 h 30 min	40	
8	BzPPh ₃ [Au(mes)Cl ₃] (3)/ 10 equiv of HSO ₃ CF ₃	1	1 h 30 min	43	
9	BzPPh ₃ [Au(C ₆ F ₅)Cl ₃] (7)/ 10 equiv of H ₂ SO ₄	1	1 h 30 min	100	93
10	BzPPh ₃ [Au(C ₆ F ₅)Cl ₃] (7)/ 10 equiv of HSO ₃ CF ₃	1	1 h 30 min	73	69
11	<i>t</i> -NBu ₄ [Au(C ₆ F ₅) ₂ Cl ₂] (9a)/ 10 equiv of H ₂ SO ₄	1	1 h 30 min	100	95
12	<i>t</i> -NBu ₄ [Au(C ₆ F ₅) ₂ Cl ₂] (9a)/ 10 equiv of HSO ₃ CF ₃	1	1 h 30 min	100	90

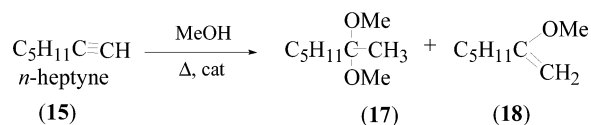
^a Conversion to 2-heptanone (**16**) determined by GCMS. ^b Isolated compound (see Experimental Section) characterized by ¹H NMR. ^c Starting material was recovered.

Table 5. Addition of Anhydrous Methanol to *n*-Heptyne (**15**) with Organometallic Gold(III) Compounds

entry	catalyst	cat. loading (mol %)	time	conversion ^a (%)	isolated yield ^b (%)
1	BzPPh ₃ [Au(mes)Cl ₃] (3)	3	1 h 30 min	24 (17) 72 (18)	
2	BzPPh ₃ [Au(C ₆ F ₅)Cl ₃] (7)	3	1 h 30 min	27 (17) 73 (18)	
3	BzPPh ₃ [Au(C ₆ F ₅)Cl ₃] (7)	5	3 h	50 (17) 50 (18)	
4	<i>t</i> -NBu ₄ [Au(C ₆ F ₅) ₂ Cl ₂] (9a)	2.5	1 h 30 min	100 (17)	95

^a Conversion to products determined by GCMS. ^b Isolated **17** (see Experimental Section) characterized by ¹H NMR.

Scheme 7



reaction, and the amounts of catalysts can be decreased to 1 mol % in the case of compounds **7** and **9a**. The addition of dry MeOH to *n*-heptyne (**15**) to give the diacetal (**17**) or the enol ether product (**18**), Scheme 7, was tested. The results (Table 5) are quite similar to those obtained in the addition of MeOH to phenylacetylene (**1**, Table 3). Complexes BzPPh₃[AuRCl₃] afforded a mixture of acetal and enol ether (**18**), the latter being the major product of the reaction (entries 1 and 2). However, if we increase the amount of catalyst to 5 mol % and the reaction time from 1.5 to 3 h, the amount of the diacetal (**17**) can be increased (entry 3). As in the case of phenylacetylene (**1**), the compound with two pentafluorophenyl groups *t*-NBu₄[Au(C₆F₅)₂Cl₂] (**9a**) gives total conversion to the diacetal **17** in 1.5 h (2.5 mol %).

We can conclude that the behavior of organometallic gold(III) compounds is very similar for terminal alkynes (with aryl or aliphatic groups) in neutral media. The addition of acidic cocatalysts improves slightly their catalytic activity.

4. Stoichiometric Reactions between Neutral Organometallic Complexes and Phenylacetylene. One of the goals

of the present study was to identify possible metallic intermediates in the addition of water and methanol to alkynes. As was stated in the Introduction, the incorporation of organic ligands into the metallic gold(III) centers may help to stabilize and to identify (by spectroscopic methods such as NMR) possible intermediates. We already knew that the hydration and MeOH addition reaction conditions were difficult to reproduce with NMR techniques as it involved the use of refluxing methanol. We were also aware that, most probably, the first step in the reaction may be the cleavage of a Au(III)–Cl bond (and elimination of QCl) and that this step required an activation energy; the conversion of **1** with *t*-NBu₄[Au(C₆F₅)₂Cl₂] at room temperature is very low (30% after 11 days, and it remains the same after 24 days), whereas **1** can be hydrated totally with the compound [Au(C₆F₅)₂Cl]₂ at room temperature after 11 days. That is why neutral compounds such as [Au(C₆F₅)₂Cl]₂ (**8**) and [Au(C₆F₅)₂Cl]₂ (**10**) reacted with phenylacetylene (**1**) in a stoichiometric way. Complexes **8** and **10** can be obtained from the anionic **7** or **9a** by reaction with silver salts (Schemes 2 and 4). We assumed that the reaction of these neutral compounds (that have been able to give the addition of water and MeOH to terminal alkynes) with **1** could enable us to identify some gold(III)-alkyne intermediates.

To the best of our knowledge, although some gold(I)-alkyne complexes have been detected and isolated at low temperature, the reactions of alkenes and alkynes with gold(III) halides are often complex and lead to at least partial reduction of gold(III) to gold(I) in most cases (even at low temperatures).⁴⁹ There are not any gold(III)-alkyne products known to date, although some gold(III)-vinyl intermediates have been isolated in reactions of alkyl-gold(I) compounds with alkynes⁵⁰ or AuCl₃ with dimethylacetylene.⁵¹

The addition of PhCCH (in a molar ratio of 1:1) to [Au(C₆F₅)Cl₂]₂ (**8**), prepared in situ in Et₂O as detailed in Scheme 2 and the Experimental Section, at room temperature results in a rapid change of color of the solution from colorless to bright yellow, orange, and then subsequent decomposition to metallic gold in a few seconds. However, the reaction can be carried out at –80 °C, and in a few minutes the solution of **8** becomes yellow by addition of **1**. When we tried to isolate the possible metallic products (by removal of solvent), abundant metallic gold is produced within a few seconds. The obtained residue is dissolved in C₆D₆ and analyzed by ¹H and ¹⁹F{¹H} NMR at room temperature. The obtained spectra are very complicated, and we can only deduce that phenylacetylene (**1**) has reacted completely and that there are mixtures of gold(III) complexes containing C₆F₅ groups, C₆F₅-containing organic products, and phenyl methyl ketone (**2**).

4.1. Reaction of [Au(C₆F₅)₂Cl]₂ with Phenylacetylene.

Compound [Au(C₆F₅)₂Cl]₂ (**10**) can be obtained as a solid (Scheme 4, Experimental Section), although with a small impurity of NBu₄ClO₄. Compound **10** is very unstable in solution (especially in chlorinated solvents such as CH₂Cl₂ or

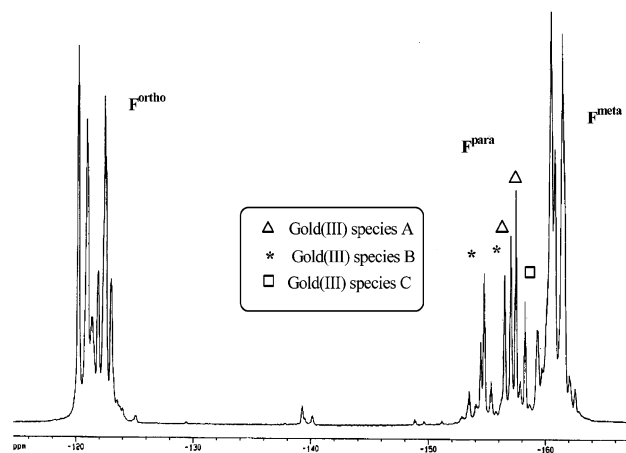


Figure 1. ¹⁹F{¹H} NMR spectrum of the reaction of **1** and **10** in toluene-*d*₈ at –60 °C.

CHCl₃), and it decomposes to gold(I) compounds and metallic gold after a few minutes at room temperature. Compound **10** is insoluble in less polar solvents such as toluene or benzene and soluble in Et₂O, THF, and MeOH. We carried out the reaction between **10** and **1** at low temperature. The solvent of choice was toluene for **10**, which was insoluble. However, the addition of **1** at –80 °C gives a partial solution of **10** and a change of color of the resulting solution (colorless to orange). When trying to remove solvents (above –50 °C) to isolate gold compounds, we observed a very fast darkening of the solution and decomposition to metallic gold. We followed the reaction by NMR techniques (¹H and ¹⁹F{¹H}), and thus we carried out the stoichiometric reaction of **10** and **1** in dry toluene-*d*₈ at –80 °C. At this temperature, we mostly observed in the ¹H NMR spectrum the signals of the solvent and unreacted phenylacetylene (**1**). When the temperature is increased to –60 °C, some new signals (apart from those corresponding to unreacted phenylacetylene at 2.42 (s, PhCCH), 6.90 (m), and 7.25 ppm (d) (PhCCH)) can be observed in the ¹H NMR spectrum. The signals appear at 3.23 (s), 5.80 (s), and 7.9 (s, br) ppm and have approximately the same intensity. A broad signal (with less intensity) appears at 3.76 (s) ppm. The ¹⁹F{¹H} NMR at –60 °C spectrum (Figure 1) is complicated and shows different signals that can be assigned to F (in *ortho*, *para*, and *meta* positions) from the C₆F₅ radicals. In general, for C₆F₅ groups, the signals in the *ortho* and *meta* positions can appear to be very complicated (second-order spectra) due to the couplings between F in *ortho* and *meta* positions. From the chemical shifts of the signals assigned to F in the *ortho* position, we can propose that they belong to the gold(III) species (as they appear between –120 and –124 ppm). The number of signals in the F *para* zone is more indicative of how many different C₆F₅ groups we have (or else of how many different C₆F₅-containing compounds we may have).

In this case, we observe the existence of five signals with appreciable intensity. The signals could be assigned to two different gold(III) compounds with the two C₆F₅ groups in a *cis* configuration (and thus with different substituents). The fifth signal could be assigned to a gold(III) species with the two C₆F₅ groups in a *trans* configuration. The signals appear as broad triplets at –154.4 and –156.2 ppm (for a gold(III) compound with two *cis*-C₆F₅ groups, species A, Figure 2), at –156.8 and –157.1 ppm (for the other gold(III) complex with two C₆F₅

(49) Puddephatt, R. J. In *Comprehensive Organometallic Chemistry*; Wilkinson, G., Stone, F. G. A., Abel, E. W., Eds.; Pergamon Press: Elmsford, NY, 1982; Vol. 7, pp 809–814 and references therein.

(50) (a) Mitchell, C. M.; Stone, F. G. A. *J. Chem. Soc., Dalton Trans.* **1972**, 102. (b) Jarvis, J. A.; Johnson, A.; Puddephatt, R. J. *J. Chem. Soc., Dalton Trans.* **1973**, 373. (c) Johnson, A.; Puddephatt, R. J. *J. Chem. Soc., Dalton Trans.* **1977**, 1384. (d) Johnson, A.; Puddephatt, R. J. *J. Chem. Soc., Dalton Trans.* **1978**, 980.

(51) Hüttel, R.; Forkl, H. *Chem. Ber.* **1972**, *105*, 2913.

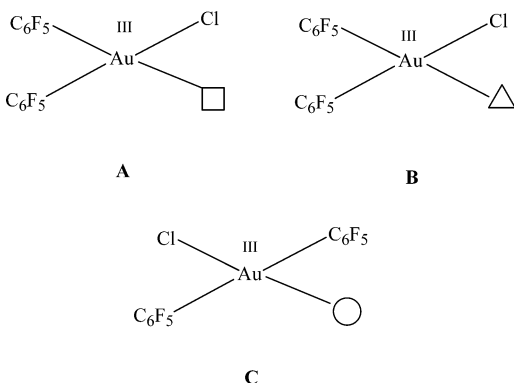


Figure 2. Different gold(III) species identified as major products in the $^{19}\text{F}\{^1\text{H}\}$ NMR spectrum of the reaction of **1** and **10** in toluene- d_8 at -60°C (square, triangle, and circle represent different substituents).

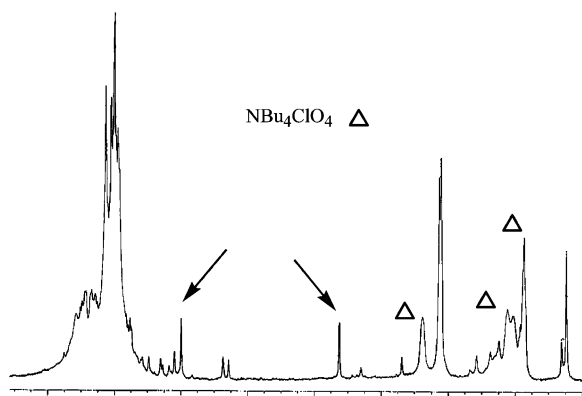


Figure 3. ^1H NMR spectrum of the reaction of **1** and **10** in toluene- d_8 at 0°C .

groups in a *cis* disposition, species B, Figure 2) and at -157.9 ppm (for the compound with two C_6F_5 groups in a *trans* disposition, species C, Figure 2). The chemical shifts of the F in *ortho* positions are consistent with gold(III) compounds and not with gold(I) species.

The ^1H and $^{19}\text{F}\{^1\text{H}\}$ NMR spectra at -50°C are almost identical. At this temperature, a $^{19}\text{F}\{^1\text{H}\}$ - $^{19}\text{F}\{^1\text{H}\}$ COSY NMR experiment was carried out. From this spectrum, we can make the assignment of related F *ortho* and F *meta* belonging to each F *para* (see Supporting Information).

When we increased the temperature from -50 to -20°C , the changes observed in the ^1H NMR were minimal. In the $^{19}\text{F}\{^1\text{H}\}$ NMR spectrum at -20°C , slight changes in the region of F *ortho* can be observed (some signals become bigger), whereas in the region that corresponds to F in *para* positions only one signal modifies its intensity, becoming smaller. This signal is the one that we assigned to the *trans* gold(III) species C.

However, at 0°C the ^1H NMR spectrum changes, and we observed how the phenylacetylene reacts totally (the signal of the terminal proton at 2.42 ppm disappears, and the signals corresponding to the phenylic protons appear as broad multiplets between 6.8 and 7.6 ppm). The signals at 3.66 and 5.99 (s) ppm (see arrows in Figure 3) appear with almost the same intensity, whereas the signal at 3.85 (s) ppm (3.76 ppm at 0°C) has almost disappeared. Signals corresponding to the NBu_4 cation also become more apparent when we increased the temperature. Other new signals (less intense) appear at 5.28 , 5.37 , 6.09 , 6.27 , 6.03 , 6.47 , and 6.57 ppm (as singlets). At this

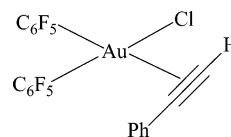


Figure 4. Plausible gold(III)-alkyne intermediate (^1H NMR signal of terminal H at 3.76 ppm).

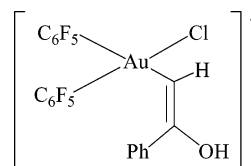


Figure 5. Plausible gold(III)-vinyl intermediate.

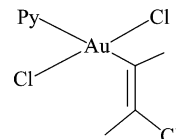


Figure 6. Proposed gold(III)-vinyl intermediate in the reaction of Au_2Cl_6 with DMA and pyridine.⁵¹

temperature, the $^{19}\text{F}\{^1\text{H}\}$ NMR is quite similar to that recorded at -20°C , although new signals (whose F in *ortho* positions that appears at around -140 ppm can be assigned to organic C_6F_5 -containing products) are observed.

The ^1H NMR spectra recorded between -80 and 0°C allowed us to propose that the signals observed at 3.66 and 5.99 ppm (and that remain from -80 to 0°C) may correspond to the proton from phenylacetylene (**1**) that has reacted with $[\text{Au}(\text{C}_6\text{F}_5)_2\text{Cl}]_2$ (**10**). The signal that appears at 3.76 (at -80°C) should also correspond to a proton from **1** that has reacted with **10**. We think that this signal may possibly correspond to a signal of a terminal proton of a phenylacetylene moiety (**1**) coordinated to a metallic center (in this case, gold(III)) as a two-electron ligand (Figure 4).⁵²

The two signals that appear at 3.23 and 5.80 ppm (at -80°C) or at 3.66 and 5.99 ppm at 0°C with identical intensity could correspond to those of a terminal proton and a hydroxyl group from a coordinated phenylacetylene to a gold(III) center such as a vinyl ligand (Figure 5), most plausibly generated by nucleophilic attack of an OH^- to the gold(III)-alkyne intermediate shown in Figure 4.

The signal of the OH proton should be that at 5.80 ppm, whereas the signal of the terminal proton (coming from the phenylacetylene moiety and in a *cis* disposition with respect to the OH group) may be that at 3.23 ppm. Similar chemical shifts have been found in π -vinyl alcohol complexes of Os(II) formed by quantitative reaction of the alkyne complex $[\text{Os}(\text{NH}_3)_5(\eta^2\text{-CH}_3\text{CCCH}_3)]^{2+}$ with water.⁵³ Moreover, this complex seems to be a plausible intermediate as it has been reported that the reaction of Au_2Cl_6 with dimethylacetylene (DMA) and pyridine affords a gold(III)-vinyl complex that can be spectroscopically characterized by ^1H NMR at -40°C (CH_2Cl_2).⁵¹ The proposed structure of this vinyl intermediate is shown in Figure 6. Besides, the gold(III) compounds *cis*-[*trans*- $\text{AuMe}_2(\text{PMe}_3)\{(\text{F}_3\text{C})\text{C}=\text{CH}(\text{CF}_3)\}$] and *cis*-[*cis*- $\text{AuMe}_2(\text{PMe}_3)\{(\text{F}_3\text{C})\text{C}=\text{CH}(\text{CF}_3)\}$] could

(52) Carbó, J. J.; Crochet, P.; Esteruelas, M. A.; Jean, Y.; Lledós, A.; López, A. M.; Oñate, E. *Organometallics* **2002**, *21*, 305.

(53) Harman, W. D.; Dobson, J. C.; Taube, H. *J. Am. Chem. Soc.* **1989**, *111*, 3061.

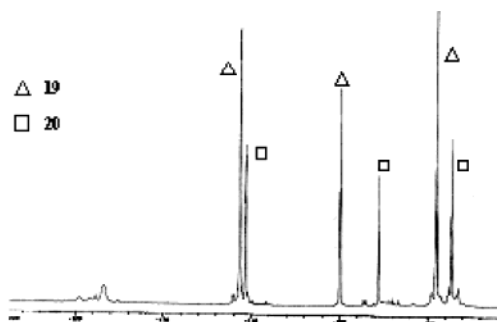


Figure 7. $^{19}\text{F}\{^1\text{H}\}$ NMR spectrum of the reaction of **1** and **10** in toluene- d_8 at 60 °C.

be isolated (although they were not properly characterized) by reaction of *cis*-[(Me_3P)Au{(F $_3\text{C}$)C=C(CF $_3$)}]*trans*-AuMe $_2$ (PMe $_3$) or *cis*-[(Me_3P)Au{(F $_3\text{C}$)C=C(CF $_3$)}]*cis*-AuMe $_2$ (PMe $_3$) with HCl, respectively.^{50d} The latter (that could be characterized by X-ray crystallography) were obtained by reaction of hexafluorobut-2-yne and [AuMe(PMe $_3$)] at low temperature (−80 °C).⁵⁰

Although it is quite difficult to connect the H signals (observed in the proton NMR spectra) to the signals assigned to pentafluorophenyl groups (observed in the $^{19}\text{F}\{^1\text{H}\}$ NMR spectra), we may make the following assumption. At low temperature (from −80 to 0 °C), we mainly observed signals that can be assigned to pentafluorophenyl groups of two different gold(III) species that are in a *cis* disposition. We believe that these compounds (shown in Figure 2, species A and B) are also those represented in Figures 4 and 5 (whose terminal protons are detected by ^1H NMR between −80 and 0 °C). The alkyne-gold(III) intermediate seems to be more unstable, and it almost disappears at 0 °C (converting itself into the gold(III)-vinyl species). The gold(III) species that contains the pentafluorophenyl groups in a *trans* disposition (Figure 2, species C) is in minor proportion, and we have not found a connection between this species and signals observed in the ^1H NMR spectra. However, C can be in equilibrium with A or B as shown by the $^{19}\text{F}\{^1\text{H}\}$ NMR at low temperature (see description for spectra at −50 and −20 °C). When the temperature is increased, the signals in the ^1H NMR spectra (assigned to the proposed gold(III)-alkyne and gold(III)-vinyl species) become smaller at the same time that the signals assigned to gold(III) species A and B ($^{19}\text{F}\{^1\text{H}\}$) spectra do.

At 20 °C, we observe in the $^{19}\text{F}\{^1\text{H}\}$ NMR spectrum how the signals corresponding to organic products containing C $_6\text{F}_5$ groups increase their intensity with respect to Au(III)-C $_6\text{F}_5$ species. The change is more evident at 40 °C. In the ^1H NMR spectrum (40 °C), the signals at 3.67 and 5.99 ppm become very small, and the signals corresponding to the hydration product PhCOCH $_3$ (**2**) (mainly the signal at 2.12 (s) PhCOCH $_3$) begin to appear.

At 60 °C, the signals at 3.67 and 5.99 disappear completely, and the $^{19}\text{F}\{^1\text{H}\}$ NMR spectrum shows mainly signals that can be assigned to the above-mentioned organic C $_6\text{F}_5$ -containing products (Figure 7).

At 80 °C, we mostly observe in the ^1H NMR spectrum the signals corresponding to PhCOCH $_3$ (**2**), whereas in the $^{19}\text{F}\{^1\text{H}\}$ NMR spectrum the intensities of the signals at −138.1 (m, 2F, Fo), −150.1 (t, 1F, Fp), and −160.9 (q, 2F, Fm) are very high and correspond to a major product, the previously described

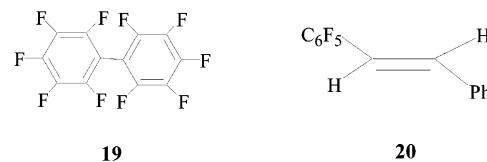


Figure 8. Proposed structures for **19** and **20**.

C $_6\text{F}_5$ –C $_6\text{F}_5$ (**19**).⁵⁶ We also observe signals at −139.3 (d, Fo), −154.3 (t, Fp), and −162.6 (q, Fm). We propose that this compound is that showed in Figure 8 (**20**). In the ^1H NMR spectrum at 80 °C, the signals of the vinyl protons (the phenyl protons cannot be observed as they are overlapped by other signals) appear as a complicated signal at 5.91 that can be described as a triplet of triplets of doublets. The coupling between the two protons must be very small, and thus the signal appears as a ttd ($^4J_{\text{Fo-H}} = 10$ Hz, $^6J_{\text{Fm-H}} = 7$ Hz, $^3J_{\text{H-H}} = 3$ Hz). Signals corresponding to *cis*- and *trans*-styrene can also be observed (although phenyl protons are overlapped by other major products).

At 90 °C, the ^1H NMR and $^{19}\text{F}\{^1\text{H}\}$ NMR spectra are almost identical. The nature of the final products can be confirmed by a GC-MS analysis of the sample (after removal of the toluene- d_8 , addition of MeOH, and filtration of abundant metallic gold through silica). We can identify complexes **2** (retention time 6.69 min), C $_6\text{F}_5$ –C $_6\text{F}_5$ (**19**, 7.29 min), *cis*- and *trans*-styrene (10.10 and 11.50 min), and *cis*-pentafluorophenylphenylethylene (**20**, 13.01 min). Although the molecular peak of **20** does not appear in its mass spectrum, peaks that can be assigned to species such as [C $_7\text{H}_7$] ($m/z = 91$), [C $_6\text{F}_5 + \text{C}$] ($m/z = 179$), and [M – Ph] ($m/z = 194$) can be identified.

To gain more information about the nature of the plausible gold(III) intermediates, we carried out the stoichiometric reaction of compound **10** and deuterated phenylacetylene (**21**) at the NMR scale (molar ratio 1:1). The reaction was followed by $^2\text{H}\{^1\text{H}\}$ NMR in nondeuterated toluene at different temperatures. However, in our hands, we did not get satisfactory data. To obtain a proper deuterium spectrum, long acquisition times (minimum of 0.5 h) are necessary, and, even at low temperatures, the reaction evolves quite quickly.

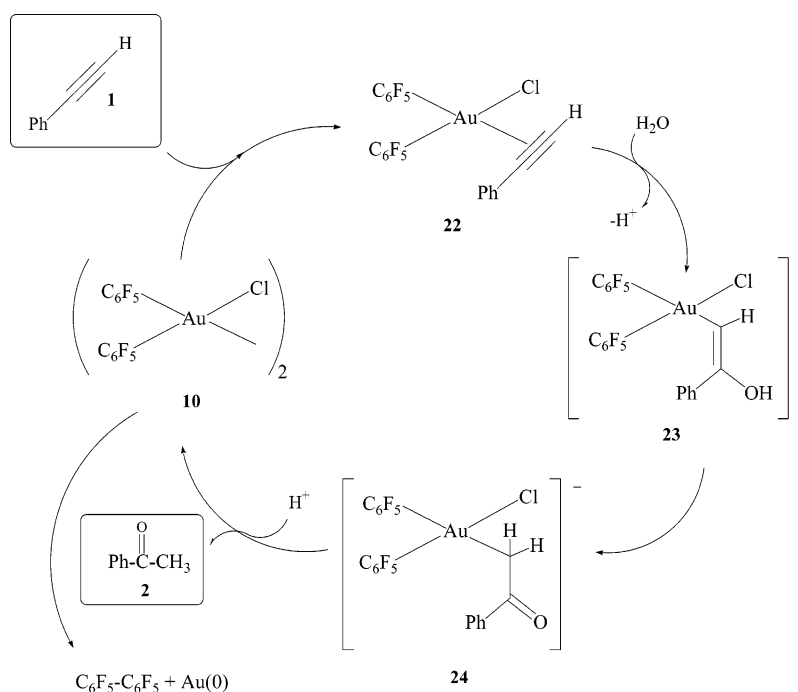
4.2. Proposed Mechanism for the Hydration of Phenylacetylene with [Au(C $_6\text{F}_5$) $_2\text{Cl}]_2$. Although we have not been able to isolate gold(III) intermediates for the addition of water and MeOH to terminal alkynes, we believe that we have identified spectroscopically at low temperature the gold(III)-alkyne and the gold(III)-vinyl intermediates for these reactions. We have confirmed that organometallic gold(III) compounds with pentafluorophenyl as ligand do not decompose to gold(I) intermediates in their reaction with phenylacetylene. Gold(III) C $_6\text{F}_5$ -containing species (*cis* and *trans*) could be identified at low temperatures, whereas at higher temperatures decomposition to metallic gold and organic C $_6\text{F}_5$ -containing products did occur. The presence of final product **20** (although in small amounts) confirms that the alkyne has been coordinated to the organometallic gold(III) center at some point. The obtention of phenyl methyl ketone (**2**) as the hydration product also leads to the hypothesis of a gold(III)-alkyne intermediate that may suffer a

(54) von Firsk, G.; Hausmann, H.; Francke, V.; Günther, H. *J. Org. Chem.* **1997**, *62*, 5074.

(55) An example: Bennett, M. A.; Bhargava, S. K.; Hockless, D. C. R.; Welling, L. L.; Willis, A. C. *J. Am. Chem. Soc.* **1996**, *118*, 10469.

(56) Long, D. A.; Seele, D. *Spectrochim. Acta* **1968**, *24A*, 1125.

Scheme 8



nucleophilic attack of a OH⁻ molecule. With all of the collected spectroscopic and chromatographic data, we would like to propose the following mechanism for the hydration of phenylacetylene (**1**) with [Au(C₆F₅)₂Cl]₂ (**10**) as catalyst (Scheme 8).

First, the alkyne coordinates to the organometallic gold(III) complex as a two-electron ligand to give **22**. The water molecule (dissociated in H⁺ and OH⁻) in polar solvents such as MeOH reacts with **22** to give **23** by nucleophilic attack of the OH⁻ group. The attack is produced on the carbon that contains the aryl substituent and that would generate, therefore, the more stable carbocation. The H⁺ can generate a stable ionic complex **23** as shown in Scheme 8, or it can generate HCl, giving a neutral complex with a coordinated solvent molecule. A subsequent keto-enol equilibrium would afford intermediate **24** that would give phenyl methyl ketone (**2**) and regenerate **10** as the catalyst by reaction with H⁺ that is present in the medium (or HCl). The presence of at least one chloride ligand coordinated to the gold(III) center seems essential for the reaction to proceed.

In the case of ionic gold(III) compounds, the first step may imply the dissociation of one chloride ligand and elimination of QCl from the gold(III) precatalyst to generate the plausible gold(III) active [“AuCl₃”], [“AuCl₂R”], or [“AuClR₂”] catalytic species. The reactions need refluxing MeOH temperature to proceed, although in the case of neutral [Au(C₆F₅)₂Cl]₂ (**10**) total conversion of **1** to **2** can be achieved at room temperature after 11 days. These gold(III) catalytic species decompose to gold(0), and, in the case of organometallic compounds, they give organic R-R compounds by reductive carbon-carbon coupling under reaction conditions. Examples of such gold-mediated couplings are well documented in the literature.⁵⁵

We believe that the addition of some acidic cocatalysts to these gold(III) complexes improve their catalytic activity a little because they prevent the reduction to metallic gold.

The mechanism of gold(I) complexes is different. We believe that the catalytic species are [AuL]⁺ stable fragments that can

coordinate an alkyne molecule (as claimed by Teles and co-workers²⁹ and Tanaka et al.³⁰). However, the addition of acidic cocatalysts in this case not only helps to form stable [AuL]⁺ fragments (generated from [AuMeL]/acid) but may also prevent the decomposition of these catalytic gold(I) systems to gold(0) species.

Conclusion

In summary, we have proven that anionic and neutral organometallic gold(III) complexes (with one or two organic radicals) are able to catalyze the addition of water and methanol to terminal alkynes with a catalytic activity similar to that reported for Na[AuCl₄]. The addition reactions follow the Markovnikov rule, giving the corresponding ketones or diacetal products. The reactions take place in neutral medium, although the addition of acidic cocatalysts improves their catalytic activity (plausibly by avoiding the decomposition of these catalysts to metallic gold(0)). The presence of at least one chloride ligand coordinated to the gold(III) center seems essential for the reaction to proceed, whereas the presence of even weakly coordinating neutral ligands seems to inhibit the catalytic process. Anionic complexes need refluxing methanol temperature, whereas neutral complexes are able to catalyze the hydration of alkynes at room temperature in neutral medium (although very slowly). The pentafluorophenyl ligand coordinated to gold(III) centers behaves in a way similar to chloride ligands. It seems that gold(III) compounds are the active catalytic species for these processes as gold(I) intermediates were not identified by spectroscopic methods. Moreover, the spectroscopic study of stoichiometric reactions between the complex [Au(C₆F₅)₂Cl]₂ and phenylacetylene at variable temperature has allowed us to identify two plausible gold(III) intermediates for the hydration reactions. Thus, we propose that the terminal alkyne coordinates to a gold(III) center as the first step of the reaction and ulterior nucleophilic attack of a hydroxyl group to the coordinated alkyne gives a gold(III)-vinyl intermediate

that by subsequent keto–enol equilibrium is able to form the ketone and regenerate the initial gold(III) catalytic species. We were able to prove that the decomposition of the catalyst is due to reductive elimination at the gold(III) center, giving the coupling organic product bis-pentafluorophenyl and metallic gold.

Furthermore, the present study demonstrates that organo-metallic gold(III) complexes behave similarly to Lewis acids. More importantly, the incorporation of organic fragments to the gold(III) centers not only seems to stabilize plausible metallic intermediates in nucleophilic additions to triple bonds but it also has helped to identify these intermediates by spectroscopic methods. A rational design and synthesis of organic and inorganic ligands able to coordinate to gold(III) and gold(I) centers that can modify electronic and steric properties and, thus, improve their catalytic activity in different chemical processes is, therefore, anticipated.

Additions of nucleophiles to triple and double bonds catalyzed by gold(III) and gold(I) organometallic and inorganic compounds are currently under investigation by our research group.

Experimental Section

General Methods. All reactions with air- or water-sensitive compounds were carried out under standard Schlenk line techniques. Reactions of gold compounds with silver salts must be carried out avoiding light exposure until the silver chloride is removed. *Caution:* perchlorate salts of metal complexes with organic ligands are potentially explosive. Only small amounts of material should be prepared, and all samples should be handled with great caution. ^1H and $^{19}\text{F}\{^1\text{H}\}$ NMR spectra were obtained on a 300 MHz Varian GEMINI 2000, Varian UNITY-300, or Bruker ARX-300 apparatus in CDCl_3 or toluene- d_8 solutions; chemical shifts were quoted relative to SiMe_4 (external, ^1H) and CFCl_3 (external, $^{19}\text{F}\{^1\text{H}\}$). $^2\text{H}\{^1\text{H}\}$ NMR spectra were obtained on a 300 MHz Varian UNITY-300 apparatus in dry toluene solutions; chemical shifts were quoted relative to $\text{Si}(\text{CD}_3)_4$. $^{19}\text{F}\{^1\text{H}\}$ – $^{19}\text{F}\{^1\text{H}\}$ COSY NMR experiments were recorded on a Bruker ARX-300 apparatus. GCMS spectra were obtained on a Hewlett-Packard 6890 (with an HP 5973 selective mass detector) apparatus using an HP-1900915-433 (5% phenyl methyl siloxane) column. The method employed was as follows: 2 min at 50 °C, 4 min at 15 °C/min, 2 min at 110 °C, 8 min at 20 °C/min, and 3 min at 270 °C.

Materials. Commercially available toluene- d_8 (Aldrich) was dried with a sodium/potassium amalgam under argon and degassed by three freeze–pump–thaw cycles. Toluene- d_8 was stored over activated 4 Å molecular sieves. Toluene, diethyl ether, and tetrahydrofuran were distilled from sodium benzophenone ketyl under argon. Methanol was distilled from magnesium under argon. Phenylacetylene (**1**), phenylacetylene-D (**21**), and *n*-heptyne (**14**) were purchased from Aldrich and further purified by distillation under argon prior to use. They were stored under argon over activated 4 Å molecular sieves. H_2SO_4 and HSO_3CF_3 were purchased from Aldrich. $[\text{AuCl}_3(\text{tht})]$,³³ $[\text{AuCl}_3(\text{PPh}_3)]$,³⁴ BzPPh_3 – $[\text{Au}(\text{mes})\text{Cl}_3]$ (**3**),^{31a} BzPPh_3 – $[\text{Au}(\text{C}_6\text{F}_5)\text{Cl}_3]$ (**7**),^{32a} $[\text{Au}(\text{C}_6\text{F}_5)\text{Cl}_2(\text{tht})]$,³⁵ $\text{PPN}[\text{AuCl}_4]$,³⁶ $[\text{Au}(\text{mes})(\text{PPh}_3)]$,^{31a} *cis*– $[\text{Au}(\text{mes})_2\text{Cl}_2]$ (**6**),^{31b} *cis*– $[\text{Au}(\text{mes})_2\{\text{P}(\text{tol})_3\}\text{Cl}]$,^{31b} *cis*– $[\text{Au}(\text{mes})_2\{\text{AsPh}_3\}\text{Cl}]$,^{31b} *cis*– $[\text{Au}(\text{mes})_2$ –(bipy)] ClO_4 ,^{31b} *trans*– $\text{NBu}_4[\text{Au}(\text{C}_6\text{F}_5)_2\text{X}_2]$ (X = Cl **9a**, Br **9b**, I **9c**),³⁹ $[\text{Au}(\text{C}_6\text{F}_5)_2\text{Cl}_2]$ (**10**),³⁹ $[\text{Au}(\text{C}_6\text{F}_5)_2\text{S}^*_2]\text{X}$ (X = ClO_4^- , SO_3CF_3^-),⁴⁰ *cis*– $[\text{Au}(\text{C}_6\text{F}_5)_2(\text{CH}_2\text{PPh}_3)_2]$,⁴¹ *trans*– $[\text{Au}(\text{C}_6\text{F}_5)_2(\text{CH}_2\text{PPh}_3)_2]$,⁴¹ $[\text{Au}(\text{C}_6\text{F}_5)_3$ –(tht)],⁴² $\text{PPN}[\text{Au}(\text{mes})\text{Cl}]$,^{31a} $\text{NBu}_4[\text{Au}(\text{C}_6\text{F}_5)_2]$,⁴³ $[\text{AuCl}(\text{PPh}_3)]$,⁴⁴ $[\text{Au}(\text{Me})(\text{PPh}_3)]$ (**11**),⁴⁵ $[\text{Au}(\text{C}_6\text{F}_5)(\text{PPh}_3)]$,⁴⁶ $[\text{O}\{\text{Au}(\text{PPh}_3)\}_3]\text{BF}_4$,⁴⁷ $[\text{Au}(\text{PPh}_3)_2]\text{ClO}_4$,⁴⁸ AgClO_4 , and $\text{AgOSO}_2\text{CF}_3$ ^{31a} were prepared as described previously. $[\text{Au}(\text{mes})\text{Cl}_2]$ (**4**) and $[\text{Au}(\text{C}_6\text{F}_5)\text{Cl}_2]$ (**8**) were prepared in situ in the following way: to a solution of $\text{BzPPh}_3[\text{AuRCl}_3]$ (0.311 g, 0.4 mmol, R = mes (**3**); 0.329 g, 0.4 mmol, R = C_6F_5 (**7**)) in 20 mL of CH_2Cl_2 was added a solution of AgClO_4 (0.091 g, 0.44

mmol) in 20 mL of Et_2O . After 20 min of stirring at room temperature, the AgCl formed was removed by filtration through Celite. The resulting solutions were concentrated to ca. 5 mL, and when 20 mL of cold diethyl ether was added, $\text{BzPPh}_3\text{ClO}_4$ precipitated and was removed by filtration. Solutions of $[\text{Au}(\text{mes})\text{Cl}_2]$ (**4**) and $[\text{Au}(\text{C}_6\text{F}_5)\text{Cl}_2]$ (**8**) in cold Et_2O could be used subsequently. The complex *cis*– $\text{PPN}[\text{Au}(\text{mes})_2\text{Cl}_2]$ (**5**)^{31b} was prepared via an alternative gold(I)–transmetalation method (which prevents the use of toxic $[\text{Hg}(\text{mes})_2]$).

Preparation of *cis*– $\text{PPN}[\text{Au}(\text{mes})_2\text{Cl}_2]$ (5**).** To a solution of $\text{PPN}[\text{AuCl}_4]$ (0.438 g, 0.5 mmol) in 30 mL of acetone was added $[\text{Au}(\text{mes})(\text{PPh}_3)]$ (0.723 g, 1.25 mmol). The reaction mixture was then cooled at room temperature and concentrated to ca. 5 mL. When 40 mL of toluene was added, the compound *cis*– $\text{PPN}[\text{Au}(\text{mes})_2\text{Cl}_2]$ (**5**) was obtained as a white solid. The crude product was filtered and washed with 3×20 mL of toluene. After being dried under vacuum, *cis*– $\text{PPN}[\text{Au}(\text{mes})_2\text{Cl}_2]$ (**5**) was obtained as a pure compound and could be used without further purification (0.485, 92% yield). The toluene filtrate was concentrated to ca. 5 mL, and when 20 mL of cold *n*-hexane was added, $[\text{AuCl}(\text{PPh}_3)]$ precipitated as a white solid. The solid was obtained in 85% yield (0.841) as an analytically pure compound.

General Procedure for the Hydration of Terminal Alkynes. 1. Neutral Media. To a stirring solution of 1 mmol of phenylacetylene (**1**) (0.110 mL) or *n*-heptyne (**15**) (0.130 mL) and water (0.5 mL) in 5 mL of MeOH was added the amount of gold compound as specified in Tables 1, 2, and 4, and the mixture was heated at reflux for 90 min for 4 h. Prior to workup, the metallic gold that formed was removed by filtration through a short silica column, and the resulting filtrate was analyzed by GCMS. If conversions were higher than 90%, the reaction mixture was concentrated under reduced pressure and the residue was diluted with Et_2O and washed with a 1:1 mixture of brine and aqueous ammonia. The ethereal solution was dried over anhydrous MgSO_4 and concentrated to give the products (phenyl methyl ketone (**2**) or 2-heptanone (**16**)) as pure colorless oils as characterized by ^1H NMR (see Supporting Information).

2. Acidic Media. To a stirring solution of 1 mmol of phenylacetylene (**1**) (0.110 mL) or *n*-heptyne (**15**) (0.130 mL) and water (0.5 mL) in 5 mL of MeOH was added the amount of gold compound and acid (HfO or H_2SO_4) in a molar ratio 1:10 as specified in Tables 2 and 4, and the mixture was heated at reflux for 90 min. Prior to workup, the metallic gold formed was removed by filtration through a short silica column, and the resulting filtrate was analyzed by GCMS. If conversions are 90% or higher, we followed the previously described procedure to obtain **2** or **16** as pure colorless oils.

General Procedure for the Addition of Methanol to Terminal Alkynes. To a solution of 1 mmol of phenylacetylene (**1**) (0.110 mL) or *n*-heptyne (**15**) (0.130 mL) in 5 mL of anhydrous MeOH was added the amount of gold compound as specified in Tables 3 and 5, and the mixture was heated at reflux under Ar for 90 min. The reaction mixture was analyzed by GCMS (after addition of 0.5 mL of triethylamine and elimination of metallic gold). If the conversion was higher than 90%, we follow the previously described workup to obtain compounds **12** and **17** as pure colorless oils or mixtures of **2/12** and **16/17** (see Tables 3 and 5 and the Results and Discussion section) as characterized by ^1H NMR (see Supporting Information).

Stoichiometric Reaction between $[\text{Au}(\text{C}_6\text{F}_5)_2\text{Cl}_2]$ (10**) and Phenylacetylene (**1**).** To a solution of 0.023 g (0.04 mmol) of $[\text{Au}(\text{C}_6\text{F}_5)_2\text{Cl}_2]$ (**10**) in 0.5 mL of dry toluene- d_8 at -80 °C (NMR tube) was added phenylacetylene (**1**) (5 μL , 0.04 mmol) at this temperature, and the tube was placed immediately in the NMR probe that had been cooled to -80 °C. ^1H and $^{19}\text{F}\{^1\text{H}\}$ NMR spectra were recorded at -80 , -60 , -50 , -20 , 0, 20, 40, 60, 80, and 90 °C. A $^{19}\text{F}\{^1\text{H}\}$ – $^{19}\text{F}\{^1\text{H}\}$ COSY NMR experiment was carried out at -50 °C (before warming the reaction mixture to 0 °C, see tabulated data in Supporting Information). The final mixture was concentrated to dryness and dissolved with 2 mL of MeOH. Metallic gold was removed by filtration through a silica

column, and the resulting MeOH solution was subsequently analyzed by GC-MS chromatography. The collected NMR and chromatographic data are presented in the Discussion section, and detailed tabulated data have been collected in the Supporting Information section.

Acknowledgment. We thank the MCYT for financial support (BQU2002-0409-CO2-01). M.C. thanks the MCYT-Universidad de Zaragoza for her Research Contract "Ramón y Cajal".

Supporting Information Available: Tables of spectroscopic and analytical data from varying gold catalysts; spectral and chromatographical data for all organic reaction products (PDF). This material is available free of charge via the Internet at <http://pubs.acs.org>.

JA036049X